



**DRIPLOC**  
**SERVICE PROGRAM**

*The complete rooftop grease maintenance solution.*



**As long as the  
silverware is clean,**

**who cares if the roof  
is a little dirty...**

**right?**

***Don't let your  
roof get this bad!***

***A rooftop grease  
problem is more than  
just ugly.***

***Rooftop grease  
saturation causes:***

- ***Roofing material  
deterioration***
- ***Roof leaks***
- ***Structural damage***
- ***Employee safety &  
liability concerns***
- ***Health Code  
violations***
- ***Runoff water  
pollution***

***Maintaining a grease-free roof is  
the simplest way to avoid all of  
these problems!***

***And that's what we are  
here to help you do!***

## ***How does simple kitchen grease cause problems?***

### **Grease Saturation**

Kitchen grease attacks roofing materials. It causes swelling, blistering and cracking. Once these materials are compromised, rainwater leaks into the roof substructure, and eventually into your dining areas.

### **Structural Damage**

Leaks don't appear overnight. They happen slowly. The substructure of your roof can be exposed to the elements for a long time before the leak makes its way into your dining areas.

### **Voided Warranties**

Often, roof company warranties specifically exempt kitchen grease. These null & void clauses can result in restaurant owners paying unexpected costly repairs as a result of grease saturation.

### **EPA Violations**

The Environmental Protection Agency has become increasingly watchful of runoff water quality. If your roof is covered in grease, when it rains the runoff water takes your grease with it to the surrounding lakes and rivers. This EPA routinely tests local areas for these types of violations and fines accordingly

### **Safety Concerns**

Employees and maintenance professionals climb ladders when performing routine roof duties. Grease on the roof creates an unsafe slip hazard that can easily be prevented.



# Serious Fire Hazard

Anyone who has ever experienced a kitchen fire knows that grease burns.

If you'll think about it, a lot of people run their cars on used kitchen grease.

In no real exaggeration, having your roof saturated in grease is one step away from having it saturated in diesel fuel! It's just not a good idea.

All it takes is a stray spark, an electrical short, or even a lightning strike, and the whole place could go up in flames.

It's a risk no one needs to take.







*The complete rooftop grease maintenance solution.*

## ***The Complete Rooftop Grease Maintenance Solution!***

***We take on the complete burden! Our national turn-key service program is the perfect fit for busy restaurant owners.***

### **There's absolutely:**

-  **No equipment to purchase**
-  **No long-term service contracts to sign (you can end service anytime)**
-  **No scheduling to mess with**
-  **No grease containment equipment to maintain**

**Before**



**After**



**Service technician**



*The complete rooftop grease maintenance solution.*

## How it works

### Initial Install

We'll come out, clean up existing grease spills, install DRIPLOC Grease Containment System(s) on each exhaust fan and take before & after pictures for your review.

### Quarterly Service

From then on, for as long as you are satisfied with our service, we handle all the quarterly maintenance, scheduling, and paperwork.

Every three months a service technician will be dispatched automatically to your location. They will inspect the roof thoroughly, change the DRIPLOC grease containment filters, perform any needed maintenance and ensure there is no new grease on your restaurant's roof.

Before



After



DRIPLOC Grease Containment System installed on each fan

**Only \$199/quarter**

\*\* Multi-store & Brand discounts available \*\*

Call today to set up your risk free service account!

**1-877-DRIPLOC**

**[www.driploc.com](http://www.driploc.com)**



INFORMATION

Restaurant Name: \_\_\_\_\_ Group/Store Codes: \_\_\_\_\_

Address: \_\_\_\_\_

City: \_\_\_\_\_ State: \_\_\_\_\_ Zip: \_\_\_\_\_

GM: \_\_\_\_\_ Decision Maker (DM): \_\_\_\_\_

Store #: \_\_\_\_\_ DM #: \_\_\_\_\_ DM Email: \_\_\_\_\_@\_\_\_\_\_

DRIPLOC Rep: \_\_\_\_\_ Price/Qtr: \_\_\_\_\_ Set-Up Fee: \_\_\_\_\_

TERMS

DRIPLOC will purchase and install all equipment to ensure no new grease reaches your roof due to normal use (not responsible for spills caused by other contractors). The restaurant is not purchasing any equipment.

DRIPLOC will service the restaurant each quarter. DRIPLOC will invoice the restaurant for \$\_\_\_\_\_/qtr. The restaurant will submit payment within 30 days of the invoice date.

During the initial install, DRIPLOC will scrape up and dry up any existing grease. DRIPLOC will remove any debris around the exhaust fan and perform a roof assessment. There will be a one time set-up fee of \$\_\_\_\_\_ that will be included on first invoice.

The restaurant can cancel the DRIPLOC Quarterly Service at any time. DRIPLOC will remove installed equipment and the restaurant will pay a cancellation fee of \$35. If the restaurant has been on the DRIPLOC Quarterly Service program for more than 24 months, DRIPLOC will NOT remove the equipment, the ownership of equipment is transferred to the restaurant for FREE, and the cancellation fee of \$35 is waived.

DM Signature: \_\_\_\_\_ Date: \_\_\_\_\_

Please complete and return to:

DRIPLOC, LLC. 4100 Will Rogers Pkwy, Ste 1000 OKC, OK 73108
or fax to (405) 636-1771